

# **THE FULL ARMOR OF GOD**



## **BOOTS OF PEACE AND SHIELD OF FAITH**

**MY NAME IS \_\_\_\_\_**

**EPHESIANS 6:10-11**

**Finally, be strong in the Lord and in His mighty power.  
Put on the full Armor of God, so that you can take your  
stand against the devil's schemes.**

# PUT ON GOD'S ARMOR

We have learned what it means to wear our Belt of Truth and Breastplate of Righteousness. Let us discover what God's Word says about standing firm with the Boots of Peace and taking up the Shield of Faith.

God's peace helps us to stand firm in life and move forward to share it with others. Faith means to believe in God no matter what happens!

When we are peacemakers, we are wearing the Boots of Peace. When we believe in God no matter the **circumstance\***, we have taken up our Shield of Faith. When we wear our full armor, the plan of the enemy is **extinguished\*\***!

**Ephesians 6:15-16 – Stand firm with your feet fitted with the readiness that comes from the gospel of peace. In addition to all this, take up the shield of faith, with which you can extinguish all the flaming arrows of the evil one.**

We must remember:

- 🛡 When we are peacemakers, we are wearing the Boots of Peace.
- 🛡 When we believe in God no matter the circumstance, we have taken up our Shield of Faith.

## Vocabulary Highlight:

- \* *Circumstance (noun) – things or events that may happen.*
- \*\* *Extinguish (verb) – to put a stop to or destroy.*



*We have God's peace in our hearts  
and believe in Him always!*

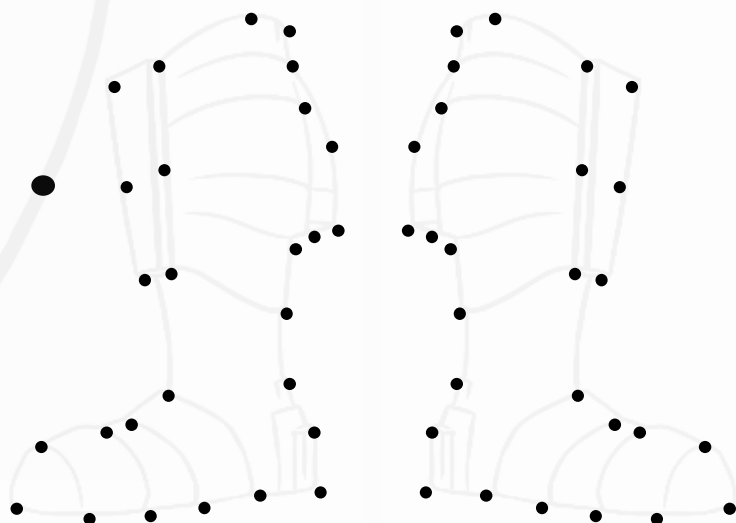


# COLORING ZONE

Ephesians 6:15-16 "... and with your feet fitted with the readiness that comes from the gospel of peace. In addition to all this, take up the shield of faith, with which you can extinguish all the flaming arrows of the evil one."

**Instructions:** Connect the dots to create the outline and then trace the details using the faded lines to discover two pieces of the Armor of God.

Shield of Faith



Boots of Peace



# SUPERHEROES OF FAITH

God's Word teaches us that our Superheroes of Faith believed in Him no matter the circumstance. Parents, read the scripture verses with your child and match the Superhero to the picture that shows what they had faith for.

**Noah - Hebrews 11:7**



**Daniel - Hebrews 11:33**



**Moses - Hebrews 11:29**



# EXTREME FAITH

Read Hebrews 11 and choose the correct word from the box below to discover how the superheroes activated their faith.


1. By faith \_\_\_\_\_ brought God a better  
\_\_\_\_\_ than Cain. (vs. 4)



2. By faith \_\_\_\_\_ being divinely warned of  
things not yet seen, moved with godly fear, built  
an \_\_\_\_\_ for the saving of his household. (vs. 7)



3. By faith \_\_\_\_\_ had a child even though  
she was very \_\_\_\_\_. (vs. 11)



4. By faith \_\_\_\_\_, when God tested him,  
offered \_\_\_\_\_ as a sacrifice. (vs. 17)

Parents'  
Tip #1

NOAH

OLD

ESAU

ISAAC

SARAH

ARK

OFFERING

GIDEON

JACOB

WON

ABEL

ABRAHAM



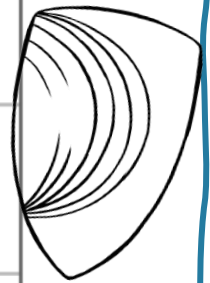

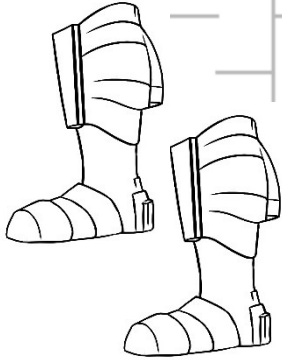


# THE PATH TO FAITH

Read Proverbs 2:8 (NLT) and use the words from the verse to help you get through the maze. Avoid the negative words that can become obstacles and distractions.

Parents'  
Tip #2

START



FINISH

God has equipped us with the Shield of Faith to guard us from the enemy. Write in your journal about a time when faith has helped you avoid a real-life obstacle.

# LET'S REFLECT

Listen to the following scenarios about boys and girls, like you, who experienced moments of anxiety and doubt. Read the scripture verses and discuss the questions with a parent or sibling. Write your responses in your Armor in Action Journals.

## Does God really hear me when I pray?

Family Governmental Prayer is happening in the living room.



Read Proverbs 15:29

1. Why do you think Nathan thought his prayer was not good enough?
2. What encouraging words would you share with him in this situation?

Mark did not prepare very well for his science test, but he prayed asking for God's help.



Read James 2:17

1. Do you think God heard Mark's prayer for help with his exam?
2. Why do you think Mark didn't do well on his test?

## Will God really forgive me?



Read 1 John 1:9

1. What are some things that you can do if you get annoyed with a sibling or friend?
2. Do you think God is going to forgive Sarah?

## What should I do...?



Read Romans 14:19

1. Can you identify times when your actions offended a good friend or sibling?
2. Why would it have been wrong for Maria to share a funny meme?

# LET'S MOVE!



## Boots of Peace obstacle course!

Parents' Tip #3

Can you get past those obstacles that attempt to take away your peace? Let's see!

Parents  
Needed

**Instructions:** With a parent, set-up an obstacle course with at least four (4) obstacles that represent things that you need to overcome to maintain God's peace.

The obstacles can be various things in your home with signs that indicate what they represent. For example, you may use a chair and place the word "teasing" on it, or you may use cushions and place the sign "anger".

Your child must complete the course twice; once wearing shoes that are too big for them (representing feet not being fitted with peace) and the second time wearing shoes that fit them well (representing feet that are fitted with the Boots of Peace). Time both trials and indicate to your child which was faster.

Teasing



Parents' Tip #4

## DID YOU KNOW...?

### Castles and Moats

Long ago, some people lived in castles and dug deep ditches called moats to protect them from their enemies. Click play to learn more.





# SCRIPTURE VERSES FOR REFLECTION



**"You don't know who you are until you read the Word of God." – Dr. Noel Woodroffe.**

Here are some scriptures that tell you what it means to have peace and faith. Read and discuss with a parent or older sibling.

Colossians 3:15

Matthew 5:9

Isaiah 26:3

1 Thessalonians 5:15

Hebrews 11:1

1 Corinthians 2:5

Matthew 21:22



# PARENTS' TIPS

## Parents' Tip

#1

Use this activity to discuss how each of the superheroes demonstrated faith in their situation. For e.g. By faith Sarah had a child although she was very old and past childbearing age. She had to believe God despite her natural circumstance. Read Genesis 17:15-19

## Parents' Tip

#2

Discuss Proverbs 2:8 with your child. Help your child to understand that distractions and obstacles are real and they will encounter them in life. God has equipped them with the Shield of Faith to defend themselves against the flaming arrows of the enemy.

## Parents' Tip

#3

Time both attempts and indicate which one was faster. The faster time represents wearing the shoes ("boots") that fit, because the Boots of Peace enabled them to better avoid the obstacles. In the same way in the spirit, when we wear our Boots of Peace, we are better able to avoid the distractions that try to take away our peace.

## Parents' Tip

#4

Discuss with your child how moats were once used to protect castles and to stop the enemy's advance. When we wear the full Armor of God, it protects us from the fiery darts of the enemy just like the moats protected castles. You may use the following videos to share about castles and moats:

[How moats are used](#)

[The Top Ten Most Amazing Moats In The World](#)